

# DIMENSIONS

## WING CITYBUS

IVECO 65C17FR/P EEV

14 Seats + 1 Wheelchair + 16 Standing p. (2 + 1)

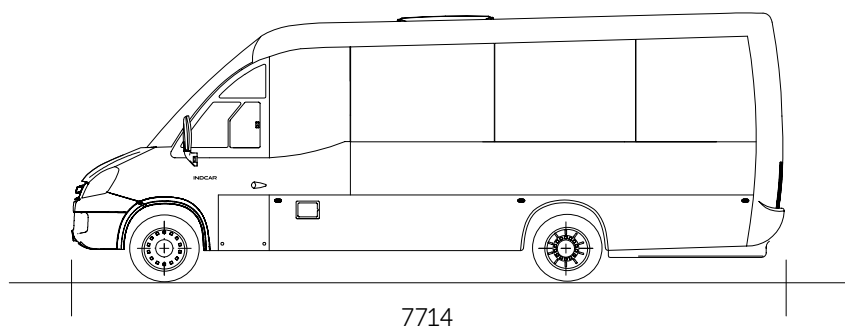
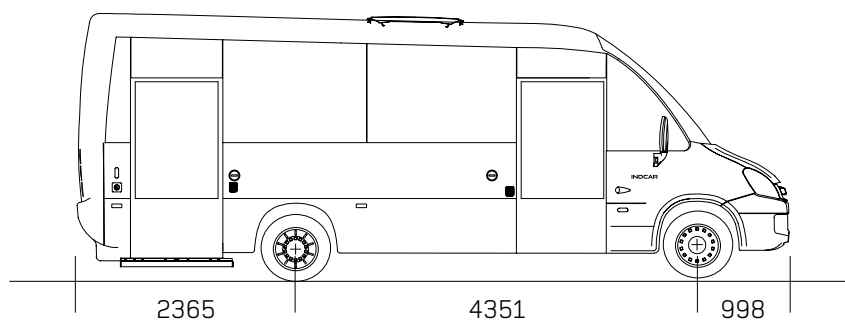
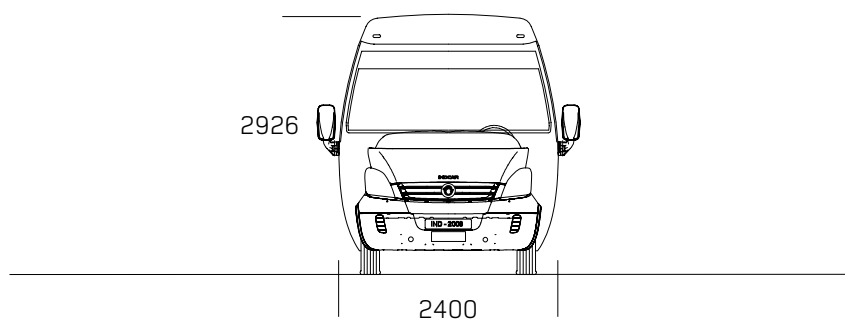
18 Seats + 1 Wheelchair + 11 Standing p. (2 + 2)

14 Seats + 19 Standing p. + 2 Folder seats + D (14 Seats + 21 Standing p. + D)

18 Seats + 14 Standing p. + 2 Folder seats + D (18 Seats + 16 Standing p. + D)



**INDCAR**



## DIMENSIONS

### WING CITYBUS

IVECO 65C17FR/P EEV

14 Seats + 1 Wheelchair + 16 Standing p. (2 + 1)

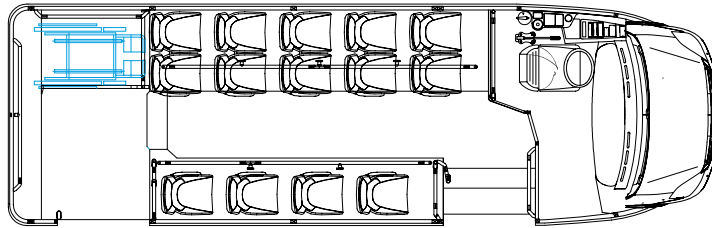
18 Seats + 1 Wheelchair + 11 Standing p. (2 + 2)

14 Seats + 19 Standing p. + 2 Folder seats + D (14 Seats + 21 Standing p. + D)

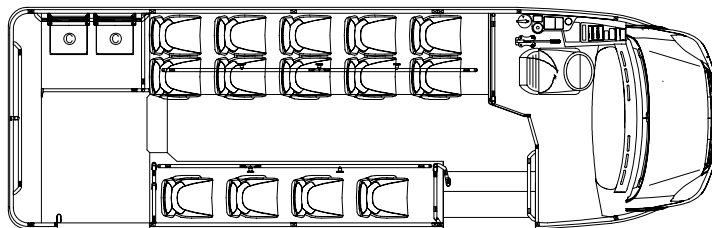
18 Seats + 14 Standing p. + 2 Folder seats + D (18 Seats + 16 Standing p. + D)



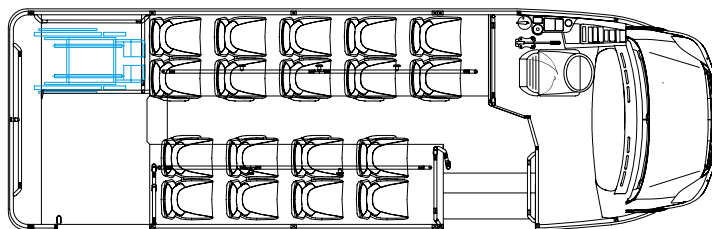
**INDCAR**



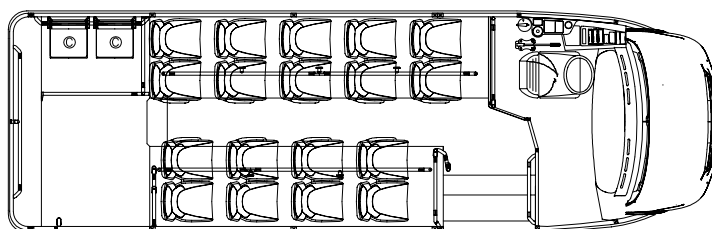
**14 S. + 1 W. + 16 S. p. (2+1)**



**14 S. + 19 S. p. + 2 F. S. + D (14 S. + 21 S. p. + D)**



**18 S. + 1 W. + 11 S. p. (2+2)**



**18 S. + 14 S. p. + 2 F. S. + D (18 S. + 16 S. p. + D)**